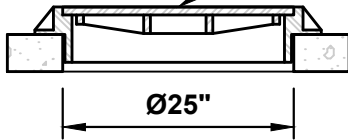


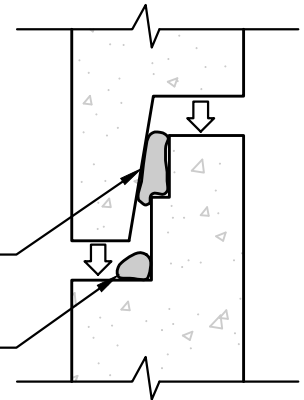
# Ø48" MANHOLE - WITH FLAT TOP

CAST IRON FRAMES AND COVERS ARE AVAILABLE IN SUBURBAN 3" HEIGHT AND STANDARD 7" HEIGHT (SUBURBAN 3" HEIGHT SHOWN)



OPTIONAL GASKET

MASTIC



## JOINT DETAIL

STANDARD JOINT SEALANT IS MASTIC. RUBBER GASKET IS OPTIONAL.

48"x25" FLAT TOP  
WEIGHT 1,640LBS

Ø48" MANHOLE SECTION

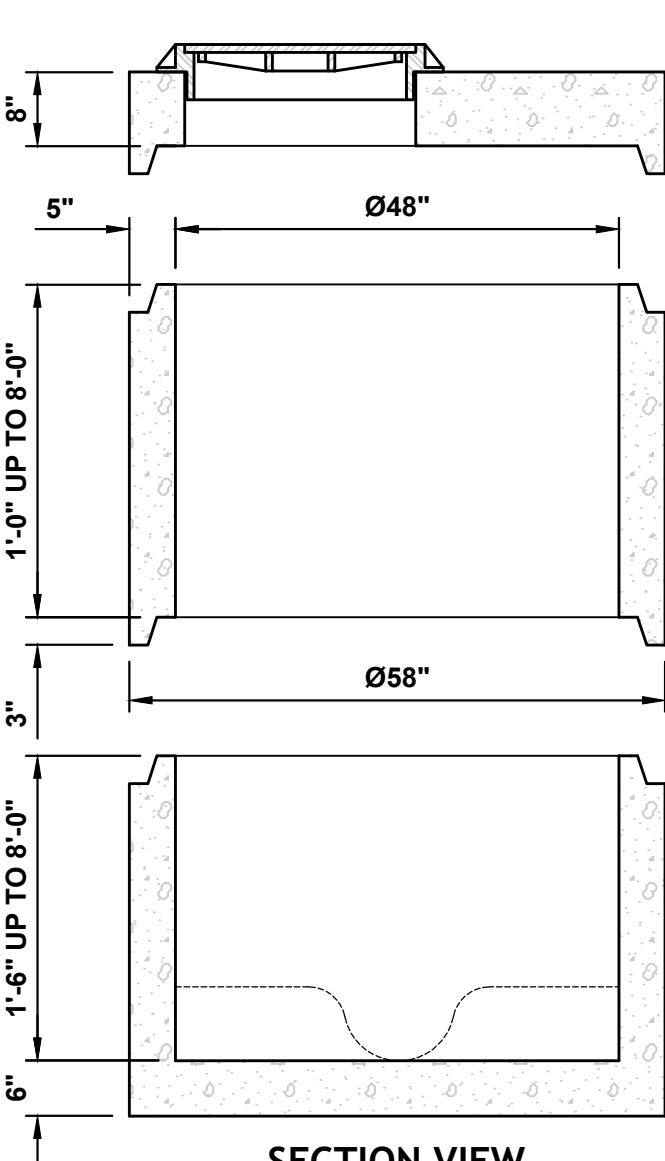
- 1'-0" (885LBS)
- 2'-0" (1,770LBS)
- 3'-0" (2,655LBS)
- 4'-0" (3,540LBS)
- 5'-0" (4,425LBS)
- 6'-0" (5,310LBS)
- 7'-0" (6,195LBS)

Ø48" MANHOLE MONO BASE  
(PRECHANNEL OPTIONAL)

- 1'-6" (2,765LBS)
- 2'-0" (3,205LBS)
- 3'-0" (4,090LBS)
- 4'-0" (4,935LBS)
- 5'-0" (5,710LBS)
- 6'-0" (6,595LBS)
- 7'-0" (7,480LBS)
- 8'-0" (8,365LBS)

### NOTES:

1. MANHOLE ASSEMBLY CONFORMS TO ASTM-C478.
2. ALL MANHOLE JOINTS SEALED WITH MASTIC OR RUBBER GASKET.
3. WEIGHTS LISTED ARE APPROXIMATE.
4. GRADE RINGS AVAILABLE AS NEEDED.



## SECTION VIEW